



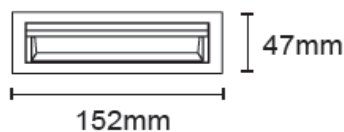
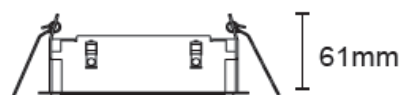


KANO-III-5-TW

Product specification



INTERIOR COMBO LIGHTS



Technical Specification

Article number	1914.414-5
LED Consumption	11W
Fixture Consumption	-
Current / Voltage	700mA / 15V
CRI	90+
CCT	3000K
LED Lumen ^{*1}	1102lm
Delivered Lumen	489lm
Beam Angle available	Wallwash
Driver Technical Specification (Remoted)	
Driver Brand	-
Driver Model	-
Input voltage / Frequency range	-
Output Current / Voltage	-
Dimming / Flicker	-
Certification	-
Power Factor	-
Warranty	-

Technical character		Materials	
Products Standard	IEC 60598-1	Luminaire	extruded aluminum
	IEC 62031	Trim	steel
Insulation	CLASS II	Optics	plastic-PC
Protection	IP20	Heat sink	extruded aluminum
Tilt / Rotate	None / None	Fixture color available	white / black
Operating temperature	0~35°C	Baffle	PC
Average Failure Time	L70(6k) >36000 (h)	Baffle Color available	white / black

Accessories

Photometric

Remarks



*1. LUMEN : for LED chip test result based on Tc=85°C. This is the ideal (Maximum) lumen. This lumen information is from the LED supplier.